

G11 Series

Sealed DPDT Limit Micro Switch



■ Features

- Contact Size and Tight Configuration
- Long Life and High Reliability
- Dust and Water Proof Design(IP67)
- DPDT Double-Break Type
- Variety of Mounting Method and Operation Type
- Widely used in Industry Control, ect.

■ Application

- Electrical Actuators
- Valve Control
- Power Station Control
- Industrial Auto Control
- Nuclear Power Facilities
- Automobile Production Line

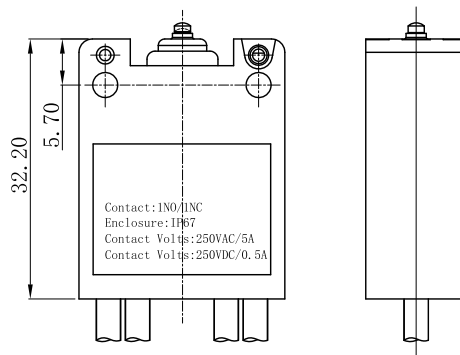
■ Parameters:

Rating	05	0.5A 250VDC
		0.5A /5A 250VAC
Operating Frequency	Electrical	10~30 Cycles/minute
	Mechanical	120 Cycles/minute
Contact Resistance(Initial Value)		30~100mΩ Max (Depends on P/Ns, wire resistance exclude)
Insulation Resistance(at500VDC)		100MΩ Min/100MΩ Min (at500VDC)
Dielectric Strength		AC750V RMS (50-60Hz)
Storage Temperature		-25℃ ~+85℃
Storage Humidity		85%RH Max
Service Life	Electrical	50,000 cycles (Depends on P/Ns)
	Mechanical	2,000,000 cycles
Unit Net Weight		Approx. 110g(8 Wires)

■ With Wire Type

◆Wire length could be Customized

Wire leads to bottom


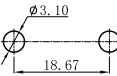
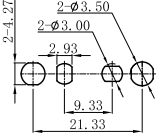


G11 Series Micro Switch Ordering Instruction

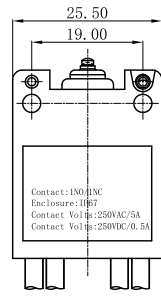
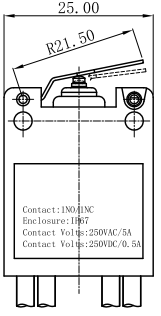
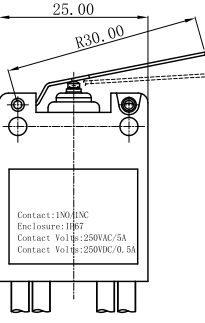
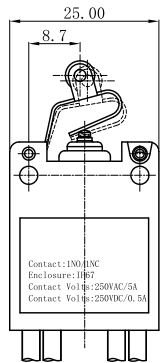
G11	05	350	00	D	01	EI	XX	XX
Switch Type	Electrical Rating	Max Operating Force at Pin Plunger	Lever type	Circuit code	Mounting hole dimension	Wire type	Special designator	Special designator
G11 Series Micro-Switch	0.5A 250VDC 0.5A/5A 250VAC 5E4 μ25T85 <i>(Only for switches with 4 or 8 wires)</i>	350g Max <i>(Only for switches with 4 wires INO/INC)</i>	00 No Lever Pin Plunger	D DPDT	01 5.7mm*φ3.1mm*19mm	EI Wires leads to the bottom Wire length 780mm U11015 AWG18 (NO black/NC brown)	General	Here means Special designator letter, refer to product specification for details.
	05	450g Max <i>(Only for switches with 8 wires 2NO/2NC)</i>	01 Straight lever 10mm wide* 24mm Long	E DPDT-NO	02 6.7mm*φ3.1mm*14mm <i>(Only for switches with 4 wires INO/INC)</i>	FI Wires leads to the bottom Wire length 610mm 60227 1EC 06(RV) (NO/NC)		
		... Other	02 Straight lever 7mm wide* 32mm Long	F DPDT-NC	03 5.7mm*φ3.5mm*16mm φ3.0mm*7mm <i>(Only for switches with 4 wires INO/INC)</i>	G1 Wires leads to the bottom Wire length 4000mm U11015 18AWG wire color:red/blue/black/brown, add PVC tube)		
			03 Roller lever		... Other	... others (wire material could be customized)		
			... Other					

■ Mounting Hole Dimensions

(单位Unit: mm)

01#Mounting Hole 5.7mm* ϕ 3.1mm*19mm	02#Mounting Hole 6.7mm* ϕ 3.1mm*14mm	03#Mounting Hole 5.7mm* ϕ 3.5mm*16mm ϕ 3.0mm*7mm
		

■ Lever type

00#: Without lever	01#: Straight leve(10mm width*24mm length)
	
02#: Straight lever (7mm width*32mm length)	03#: Roller lever
	

■ Circuit Configuration

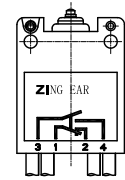
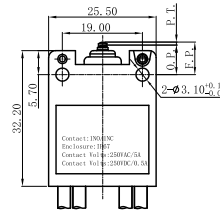
DPDT 1NO+1NC	DPDT 2NO+2NC
	

Dimensions and Operating Characteristics

◆G1105-3500D01□



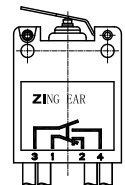
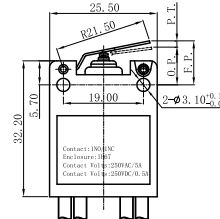
OF Max. (gf)	RF Min. (gf)	PT Max. (mm)	OT Min. (mm)	MD Max. (mm)	FP Max. (mm)	OP (mm)
350	40	1.30	0.25	0.45	8.6	7.0±0.3



◆G1105-35001D01□



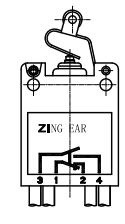
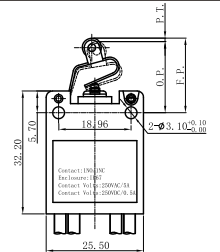
OF Max. (gf)	RF Min. (gf)	PT Max. (mm)	OT Min. (mm)	MD Max. (mm)	FP Max. (mm)	OP (mm)
200	10	3.00	0.3	1.30	12.8	8.9±0.9



◆G1105-35003D01□



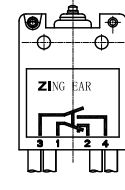
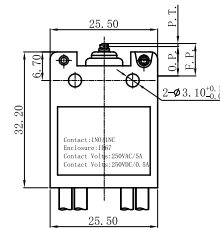
OF Max. (gf)	RF Min. (gf)	PT Max. (mm)	OT Min. (mm)	MD Max. (mm)	FP Max. (mm)	OP (mm)
450	40	3.00	0.3	1.30	23.0	19.0±1.0



◆G1105-3500D02□



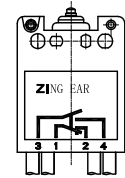
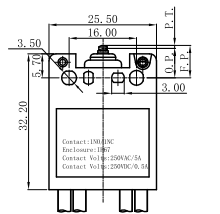
OF Max. (gf)	RF Min. (gf)	PT Max. (mm)	OT Min. (mm)	MD Max. (mm)	FP Max. (mm)	OP (mm)
350	40	1.30	0.25	0.45	9.60	8.0±0.3



◆G1105-3500D03□



OF Max. (gf)	RF Min. (gf)	PT Max. (mm)	OT Min. (mm)	MD Max. (mm)	FP Max. (mm)	OP (mm)
350	40	1.30	0.25	0.45	8.60	7.0±0.3



◆G1105-4500D01□



OF Max. (gf)	RF Min. (gf)	PT Max. (mm)	OT Min. (mm)	MD Max. (mm)	FP Max. (mm)	OP (mm)
450	50	1.30	0.25	0.45	8.60	7.0±0.3

